

Logo



Brand colours



PT Sans

Regular



AaBbCc123
abcdefghijklmnopqrstuvxyz
!@#\$%^&*()_+

Bold



AaBbCc123
abcdefghijklmnopqrstuvxyz
!@#\$%^&*()_+

Font used for Headers, text, UI elements

PT Sans

Regular



AaBbCc123
abcdefghijklmnopqrstuvwxy
!@#\$%^&*()_+

Bold



AaBbCc123
abcdefghijklmnopqrstuvwxy
!@#\$%^&*()_+

Primary



Neutrals



JetBrains Mono

Regular

The image shows two large, hollow outline characters, 'A' and 'a', in the JetBrains Mono font style. The 'A' is a simple, slightly condensed uppercase letter with a wide base. The 'a' is a lowercase letter with a rounded top and a vertical stem, also in a simple, clean style.

AaBbCc123

abcdefghijklmnopqrstuvwxyz

!@#\$%^&*()_+

Font used for code

JetBrains Mono

Regular

Aa

AaBbCc123
abcdefghijklmnopqrstuvwxyz
!@#\$%^&*()_+

Font used for code

Fira Mono

Regular

Aa

AaBbCc123

abcdefghijklmnopqrstuvwxy

!@#\$%^&*()_+

Font is used for code as a fallback

Fira Mono

Regular

The image shows two large, hollow outline characters, 'A' and 'a', in the Fira Mono font style. The 'A' is a simple, blocky uppercase letter with a triangular cutout. The 'a' is a lowercase letter with a rounded, bowl-like shape and a small tail.

AaBbCc123

abcdefghijklmnopqrstuvwxy

!@#\$%^&*()_+

Font is used for code as a fallback

Typography

Display 1

72px , line 78px | Regular

Lorem ipsum dolor sit amet,
consectetur adipiscing elit.

Display 2

64px , line 72px | Regular

Lorem ipsum dolor sit amet,
consectetur adipiscing elit.

Display 3

48px , line 56px | Regular

Lorem ipsum dolor sit amet,
consectetur adipiscing elit.

Headline 1

36px , line 46px | Medium

Lorem ipsum dolor sit amet, consectetur adipiscing elit. Purus
dolor facilisi pharetra ornare tristique sagittis, adipiscing.

Headline 1 bold

36px , line 46px | Medium

**Lorem ipsum dolor sit amet, consectetur adipiscing elit. Purus
dolor facilisi pharetra ornare tristique sagittis, adipiscing.**

Headline 2

24px , line 34px | Medium

Lorem ipsum dolor sit amet, consectetur adipiscing elit. Sollicitudin tincidunt
nullam nec odio. Purus cursus sit eget velit, purus aliquet eu.

Article

22px , line 32px | Regular

Lorem ipsum dolor sit amet, consectetur adipiscing elit. Facilisis egestas mauris,
faucibus accumsan, orci pretium suspendisse. Suspendisse nisi lobortis feugiat facilisis
ac pulvinar bibendum scelerisque. Urna faucibus dis et laoreet. Ac ullamcorper quam
congue consequat et vestibulum, quisque. Posuere sit aliquet nullam pulvinar platea
lacus nisl. Mi eget non amet tortor, purus dui hendrerit.

Paragraph 1

18px , line 28px | Regular

Lorem ipsum dolor sit amet, consectetur adipiscing elit. Et placerat eget quam nam in quis sed.
Lectus est hac purus, integer. Ut arcu, in dolor adipiscing sollicitudin. Risus morbi pellentesque
faucibus mattis sed vitae sem. Proin amet, rhoncus amet gravida commodo. Aenean id praesent erat
aliquet. Viverra semper fermentum etiam ullamcorper ullamcorper tellus tincidunt hac. Nulla est
sagittis nec dui commodo. Nec pellentesque quisque ipsum dignissim egestas eget nulla ut elit.
Massa vel, mi commodo, molestie tincidunt in aenean.

Lacus, vitae sollicitudin vel, fringilla. Iaculis ac enim quis donec quam pretium. Faucibus eu lectus
sit viverra pellentesque at porttitor laoreet mattis. Posuere erat cursus a sem odio amet ut risus.
Pulvinar sed rutrum aliquam sem purus arcu aliquam. Dapibus proin integer justo, mauris. Nisl dolor
velit velit ullamcorper nibh. Fermentum egestas urna, ullamcorper purus neque, fermentum. At
enim at nunc non.

Vel sollicitudin sed non magna non aliquam. Suspendisse in sed viverra mauris enim. Ornare
volutpat viverra id nisl ante porttitor. Non quam nunc sed nec. Lectus etiam dolor, lectus augue
lacus. Erat metus neque eleifend neque imperdiet faucibus. Ut dictumst vel cras ut enim. Vivamus
eros, scelerisque amet, luctus sagittis. Blandit faucibus ipsum cras enim eu velit pretium. Egestas
sed venenatis, egestas in non id in maecenas consequat. Massa nibh tellus quis egestas nec,
faucibus. Id vel magna congue diam sit elementum, morbi maecenas amet. Laoreet sed mi tempus
vitae vitae eleifend vitae convallis. Egestas aenean ut porttitor fermentum ut nec fermentum.
Fringilla egestas quis commodo pretium tristique aenean.

Sed nisi sit dignissim eu quis tincidunt. Nisl tortor lorem tempor enim sit in. Id diam, et habitasse a
gravida etiam rutrum magnis facilisis. Iaculis id rutrum sit in condimentum elit dui augue tempor.
Tempus dolor ut luctus eget.

Paragraph 2

16px , line 26px | Regular

Lorem ipsum dolor sit amet, consectetur adipiscing elit. Auctor cursus integer velit iaculis non interdum. Ligula
nisl, pulvinar tempus fermentum, non vitae leo. Sed sit commodo eget viverra diam facilisi ac. Est duis nunc
sapien enim pulvinar. Aliquam aenean magna iaculis condimentum. Adipiscing varius ut ac id donec eget.
Pellentesque viverra a pellentesque tristique id morbi libero, sollicitudin volutpat. Mattis eu ac risus integer. Risus
id id vitae feugiat enim quis consequat. Dictumst hac a parturient eget pulvinar facilisis vitae. Auctor pretium,
odio sodales nunc, felis posuere diam tincidunt. Gravida turpis pretium ut purus a nunc augue augue purus.
Malesuada nec pulvinar tincidunt maecenas vivamus orci aliquam gravida.

Eu feugiat ut et facilisis cras non. Suspendisse venenatis amet, vel id gravida egestas sit nam. Gravida nunc, elit id
etiam velit faucibus non in. Nunc in eu non consequat. Faucibus ultrices rhoncus, ullamcorper aliquam urna. In
orci quis mi, dictum lectus duis elementum sed. Ullamcorper amet pellentesque posuere pharetra lectus risus.
Eget ut blandit placerat nulla.

Massa amet sed amet, non sed pulvinar. Amet tortor nulla suspendisse ut non. Orci cursus orci senectus morbi
vulputate orci, massa molestie dictum. Varius elementum elementum dignissim sed venenatis. Ultricies tortor ac
enim duis quisque sapien et pulvinar malesuada. Duis augue condimentum suspendisse interdum nascetur diam.
Augue a, facilisis mi consequat laoreet in a fermentum diam. Et, in viverra massa facilisi tristique urna faucibus
vivera. Porttitor posuere ac dictum arcu ultricies mi felis, diam praesent. Nunc, dui dolor eget non diam tempor
pulvinar cursus. Lorem amet tortor purus accumsan diam at.

List

16px , line 26px | Regular

- Lorem ipsum dolor sit amet, consectetur adipiscing elit. Auctor cursus integer velit iaculis non interdum.
- Ligula nisl, pulvinar tempus fermentum, non vitae leo. Sed sit commodo eget viverra diam facilisi ac. Est duis nunc sapien enim pulvinar. Aliquam aenean magna iaculis condimentum. Adipiscing varius ut ac id donec eget. Pellentesque viverra a pellentesque tristique id morbi libero, sollicitudin volutpat. Mattis eu ac risus integer. Risus id id vitae feugiat enim quis consequat. Dictumst hac a parturient eget pulvinar facilisis vitae.
- Auctor pretium, odio sodales nunc, felis posuere diam tincidunt. Gravida turpis pretium ut purus a nunc augue
- augue purus. Malesuada nec pulvinar tincidunt maecenas vivamus orci aliquam gravida.

Subhead v1

22px , line 24px | Bold

Studio

Subhead 2

18px , line 24px | Bold

Studio

Caption

16px , line 24px | Regular

Studio

Paragraph 3

14px , line 24px | Regular

Studio

Italic text.

14px , line 24px | Regular

Studio

Buttons / Middle

16px , line Auto | Bold

Studio

Buttons / Small / links

14px , line Auto | Bold

Studio

Buttons / Small / links

14px , line Auto | Bold

Link

Link


Code

JetBrains Mono NL 14px , line Auto | Regular

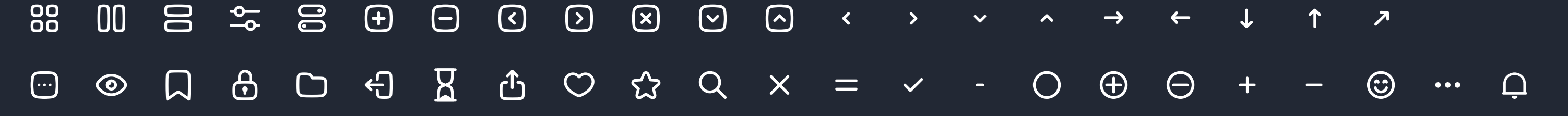

JetBrains Mono NL

General UI Icons



Contacts and Navigation



User Interface




Shopping and Ecommerce




Medicine and Health



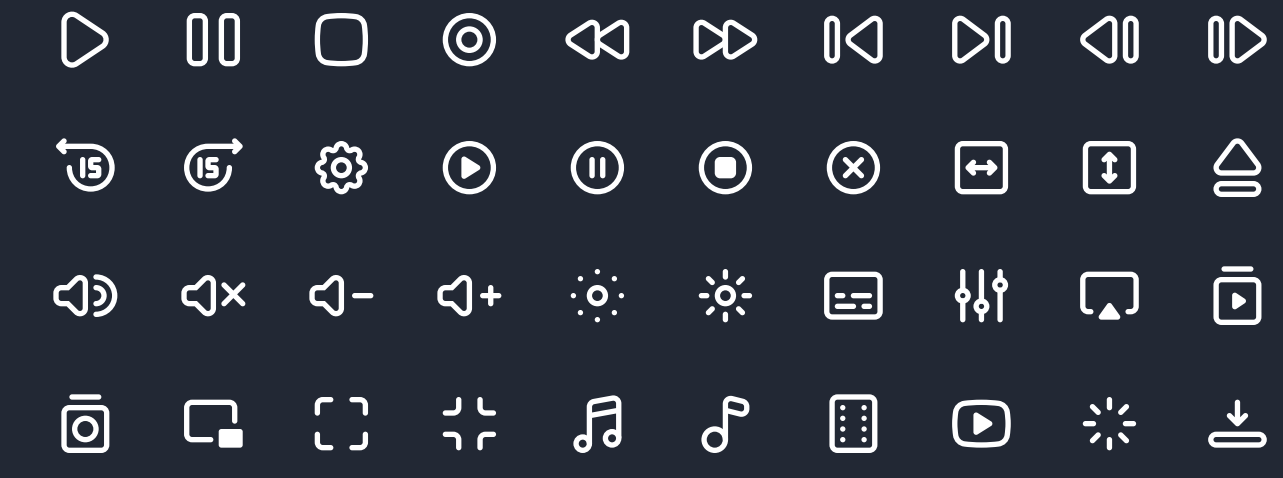
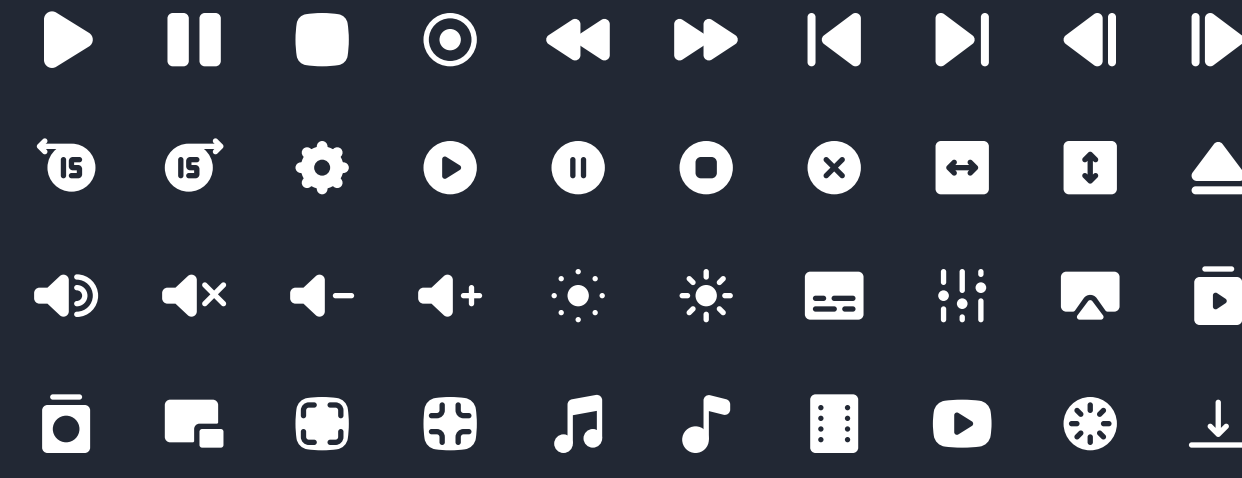
Computers and Electronics



Sport and Fitness





Media Controls




Food and Drinks



Business and Finance





File Types




Charts and Graphs



Design



Social & Brand



UI Elements

Buttons / Big



Hover / Big



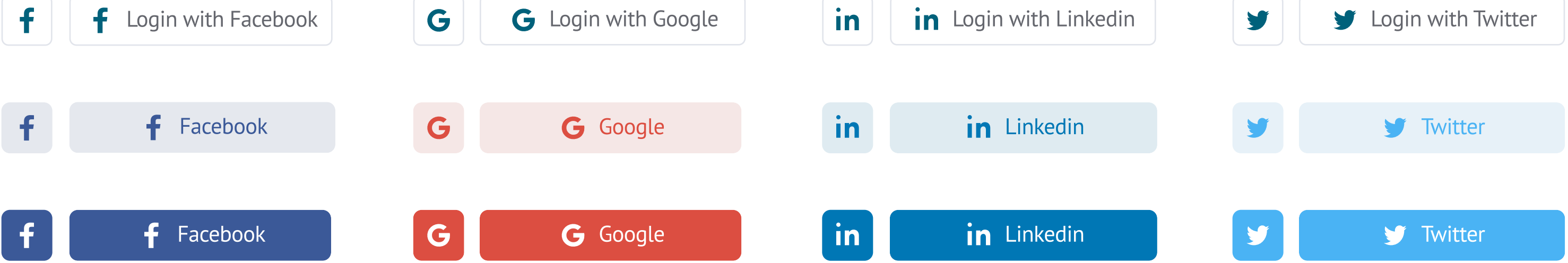
Active



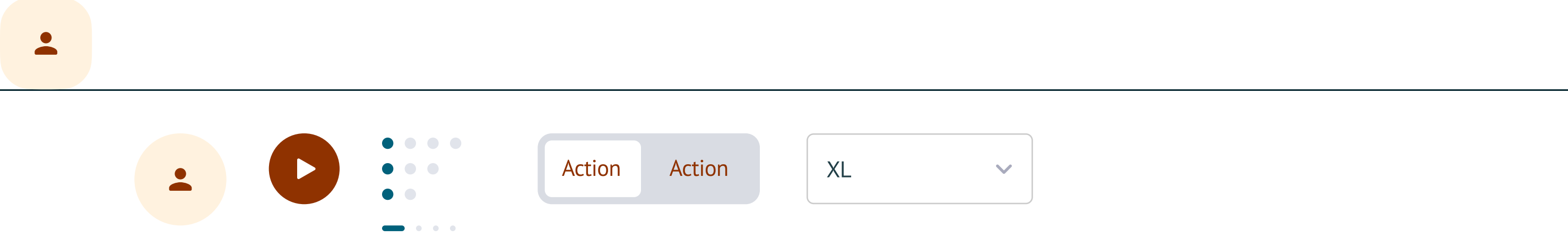
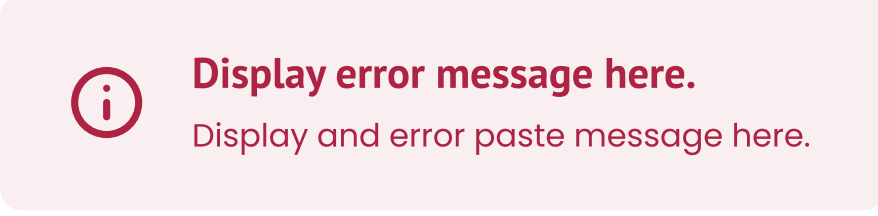
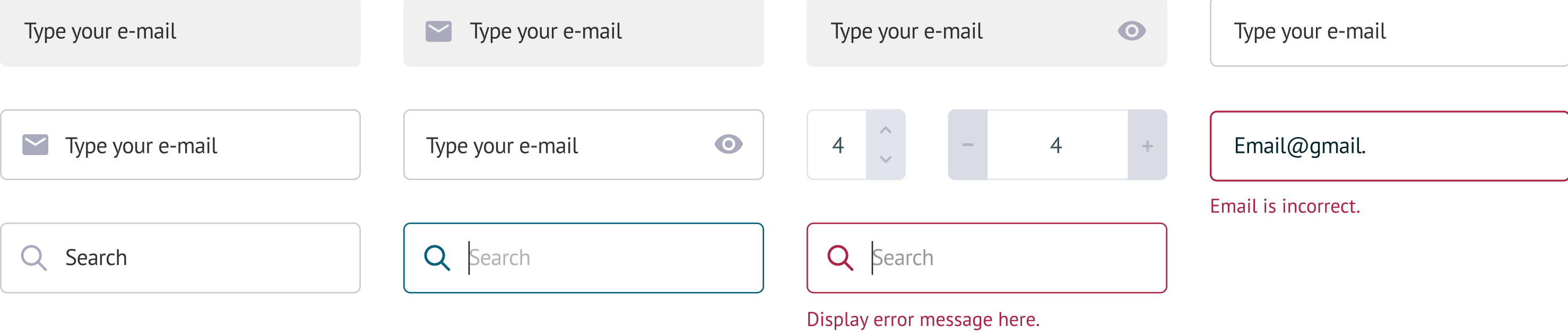
Buttons / Small



Social



Inputs



The Definitive Guide to Yii 2.0

[Download](#) [English](#) [Version 2.0](#)

[Download](#)

- PDF
- Online HTML (tag.gz)
- Online HTML (tag.bz2)

- Introduction
 - About Yii
 - Upgrading from Version 1.1
- Getting Started

[+](#)

Add New Article

Create new article in your drafts section where you can add details or edit article.

- Introduction
- Getting started
- Application structure
 - Application structure
 - Entry Scripts**
 - Controllers
 - Models
 - Views
- Handling request
- Key concepts
- Working with databases
- Getting data from users
- Displaying data
- Security

[All categories](#) [Search](#)

Ability to support Yii financially News and announcements In order for such a big project as Yii to... 21 4.9k Oct'19

Ability to support Yii financially In order for such a big project as Yii to function... 04:30PM

The Definitive Guide to Yii 2.0

Lorem ipsum dolor sit amet, consectetur adipiscing elit. Eu purus est, felis auctor dui facilisis proin in. Sagittis tempor, fringilla morbi posuere cras dignissim pharetra ut.

Created by Bogdan Krivenchenko

What is Yii

Yii is a high performance, component-based PHP framework for rapidly developing modern Web applications. The name Yii (pronounced Yee or [ji:]) means "simple and evolutionary" in Chinese. It can also be thought of as an acronym for Yes It Is!

What is Yii Best for?

Yii is a generic Web programming framework, meaning that it can be used for developing all kinds of Web applications using PHP. Because of its component-based architecture and sophisticated caching support, it is especially suitable for developing large-scale applications such as portals, forums, content management systems (CMS), e-commerce projects, RESTful Web services, and so on.

- ### How does Yii Compare with Other Frameworks?
- Like most PHP frameworks, Yii implements the MVC (Model-View-Controller) architectural pattern and promotes code organization based on that pattern.
 - Yii is a full-stack framework providing many proven and ready-to-use features: query builders and ActiveRecord for both relational and NoSQL databases; RESTful API development support; multi-tier caching support; and more.
 - Yii takes the philosophy that code should be written in a simple yet elegant way. Yii will never try to over-design things mainly for the purpose of strictly following some design pattern.
 - Yii is extremely extensible. You can customize or replace nearly every piece of the core's code. You can also take advantage of Yii's solid extension architecture to use or develop redistributable extensions.

Yii Version

Yii currently has two major versions available: 1.1 and 2.0. Version 1.1 is the old generation and is now in maintenance mode. Version 2.0 is a complete rewrite of Yii, adopting the latest technologies and protocols, including Composer, PSR, namespaces, traits, and so forth. Version 2.0 represents the current generation of the framework and will receive the main development efforts over the next few years. This guide is mainly about version 2.0.

Introducttion

Topic 1 of 25

Upgrading from Version 1.1

You have completed 1 article out of 2

[Next](#)

Comments

Artem Kyznetsov
April 16, 2021

For a long time I was interested in the artistic theme, as well as the theme of creating images, so it was a discovery for me that in Photoshop you can not just edit an image, but create an interesting image from scratch.

This is useful? Yes No

Leave a comment

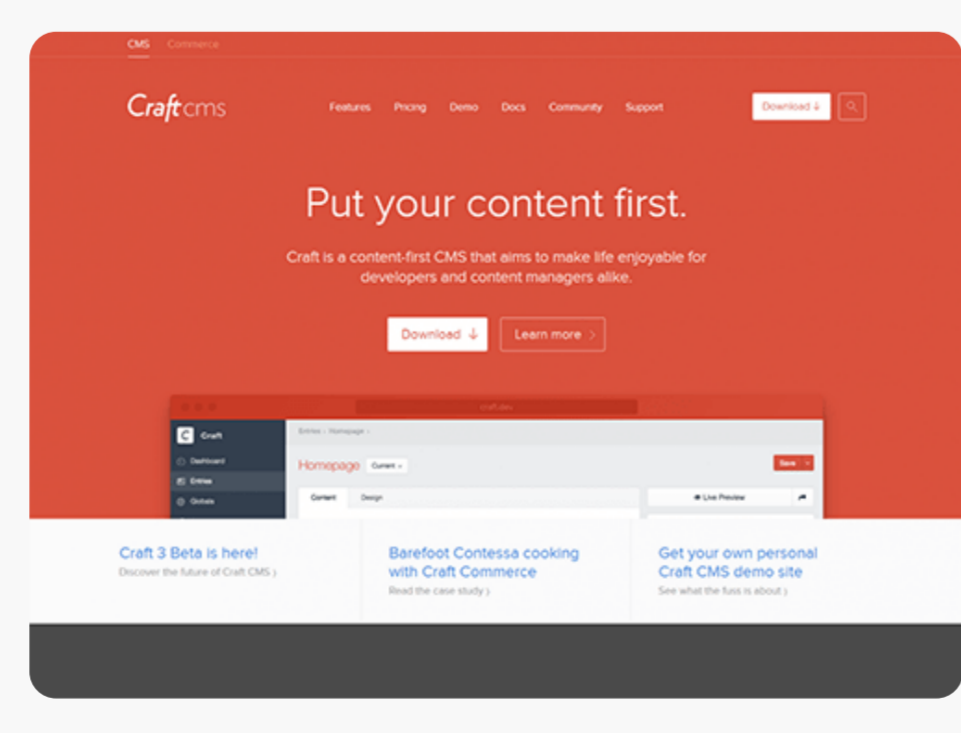
Write something and be nice

[Send](#)

★★★★★

Cras quis nulla commodo, aliquam lectus sed, blandit augue. Cras ullamcorper bibendum bibendum. Duis tincidunt urna non pretium porta. Nam condimentum

Baha Moretz
Art Director



2 days ago

Make Myspace Your Best Designed Space

Designer who makes easy to change and easy to create new elements.

How does it work?

How does it work

The Stacks series of products: Stacks: Landing Page Kit, Stacks: Portfolio Kit, Stacks: eCommerce Kit. "Stacks is a production-ready library of stackable content blocks built in React Native. Mix-and-match dozens of responsive elements to quickly configure your favorite landing page layouts or hit the ground running with 10 pre-built templates, all in light or dark mode."

Sign In

Welcome back, you've been missed!

[Sign In with GitHub](#)

OR

Remember Me [Forgot Password?](#)

[Login](#)

Don't have an account yet? [Sign Up](#)

Forgot password?

Enter your details to receive a reset link

[Submit](#)

[Back to Sign In](#)